



Noise Monitoring Result

Day Time (0700 - 1900hrs on normal weekdays)

Location: M1a - Harbour Road Sports Centre

Date	Time	Weather	Measurement Noise Level			Baseline Level	Construction Noise Level	Limit Level
			Leq	L10	L90	Leq	Leq	Leq
Unit: dB(A), (30-min)								
31/08/10	9:40	Sunny	72.5	75.6	66.5	69.2	70	75
07/09/10	10:30	Cloudy	72.2	74.9	66.3	69.2	69	75
14/09/10	9:50	Sunny	76.1	78.6	71.2	69.2	75	75
21/09/10	13:21	Drizzle	73.2	76.0	67.8	69.2	71	75

Location: M4b - Victoria Centre

Date	Time	Weather	Measurement Noise Level			Baseline Noise Level	Construction Noise Level	Limit Level
			Leq	L10	L90	Leq	Leq	Leq
Unit: dB(A), (30min)								
31/08/10	11:13	Sunny	77.5	81.4	69.3	-	78	75
07/09/10	13:40	Sunny	72.8	75.1	68.6	-	73	75
14/09/10	11:28	Cloudy	72.3	75.6	67.0	-	72	75
21/09/10	15:12	Drizzle	79.5	84.3	70.0	-	80	75

Location: M5b - City Garden

Date	Time	Weather	Measurement Noise Level			Baseline Level	Construction Noise Level	Limit Level
			Leq	L10	L90	Leq	Leq	Leq
Unit: dB(A), (30min)								
31/08/10	13:40	Sunny	69.4	70.8	67.0	-	69	75
07/09/10	14:25	Sunny	68.2	70.1	67.0	-	68	75
14/09/10	14:20	Cloudy	67.8	69.2	65.1	-	68	75
21/09/10	17:40	Drizzle	70.4	71.5	68.8	-	70	75



Noise Monitoring Result

Restricted Time (1900 - 2300 hrs on normal weekdays and 0700-2300 on holiday)

Location: M4b - Victoria Centre

Date	Time	Weather	Measurement Noise Level			Average Noise Level	Baseline Noise Level	Construction Noise Level	Limit Level
			Leq	L10	L90	Leq	Leq	Leq	Leq
Unit: dB(A), (5-min)									
31/08/10	20:00	Fine	66.7	68.1	64.9	66.9	-	67	70
	20:05		67.1	68.4	65.3				
	20:12		66.8	68.2	65.0				
07/09/10	21:24	Fine	66.3	68.2	64.2	66.4	-	66	70
	21:30		66.4	68.3	64.3				
	21:35		66.5	68.3	64.1				
14/09/10	20:32	Fine	68.6	70.2	65.2	68.0	-	68	70
	20:37		68.0	69.7	65.5				
	20:43		67.3	68.6	64.7				
23/09/10	10:57	Fine	66.4	68.0	63.8	66.2	-	66	70
	11:03		66.1	67.7	63.1				
	11:09		66.1	67.6	63.3				

Location: M5b - City Garden

Date	Time	Weather	Measurement Noise Level			Average Noise Level	Baseline Level	Construction Noise Level	Limit Level
			Leq	L10	L90	Leq	Leq	Leq	Leq
Unit: dB(A), (5-min)									
31/08/10	20:33	Fine	66.1	67.1	64.9	66.6	-	67	70
	20:39		66.4	67.2	65.2				
	20:45		67.2	68.2	66.1				
07/09/10	22:02	Fine	66.3	67.2	64.8	66.0	-	66	70
	22:07		66.0	67.0	64.8				
	22:13		65.8	66.7	64.8				
14/09/10	21:15	Fine	66.6	67.7	65.2	66.4	-	66	70
	21:26		66.2	67.1	65.2				
	21:32		66.4	67.3	65.2				
23/09/10	11:40	Fine	67.3	68.4	65.7	67.1	-	67	70
	11:46		67.1	68.4	65.9				
	11:51		66.8	67.8	65.6				



Noise Monitoring Result

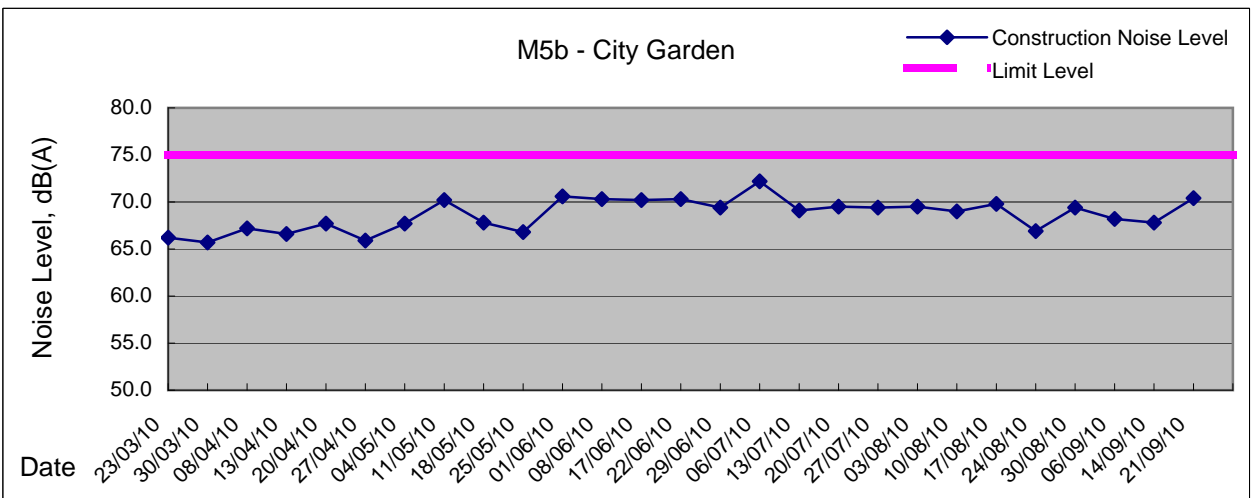
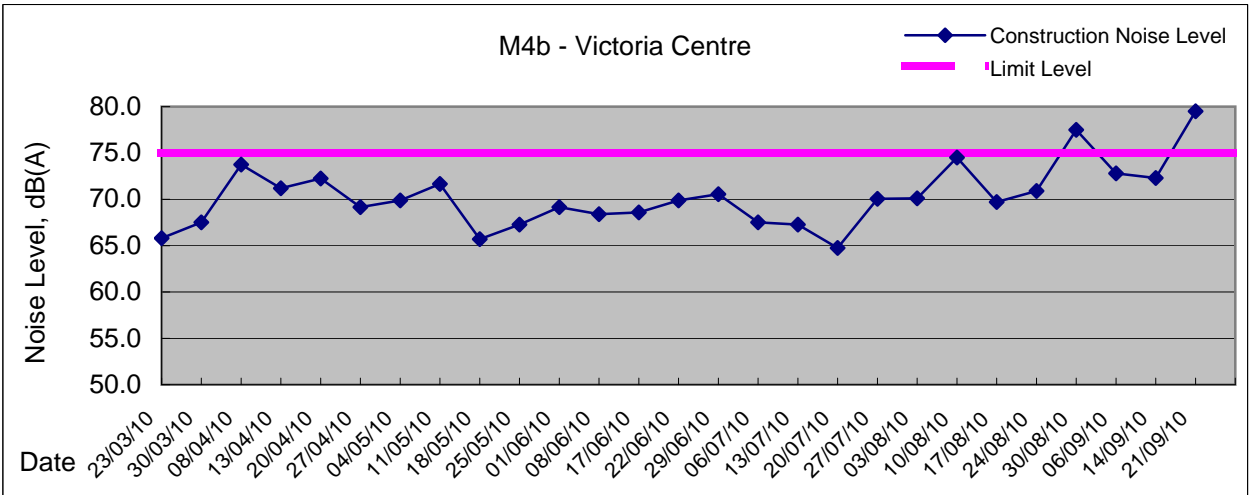
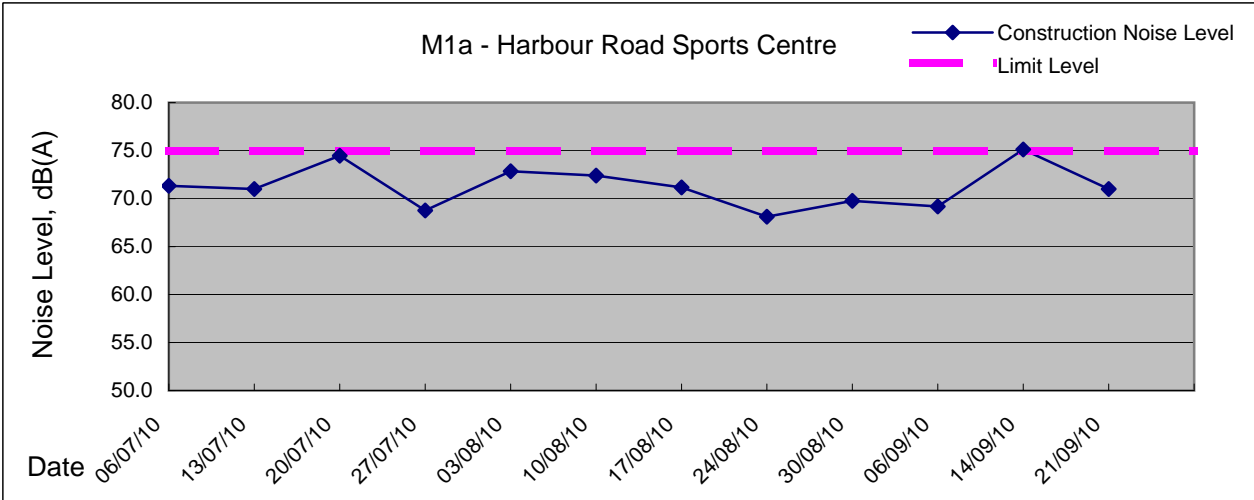
Restricted Time (1900 - 2300 hrs on normal weekdays and 0700-2300 on holiday)

Location: M1a - Harbour Road Sports Center

Date	Time	Weather	Measurement Noise Level			Average Noise Level	Baseline Level	Construction Noise Level	Limit Level
			Leq	L10	L90	Leq	Leq	Leq	Leq
Unit: dB(A), (5-min)									
31/08/10	19:03	Fine	72.6	76.2	67.3	72.4	60.1	72	70
	19:09		71.5	73.8	66.6				
	19:17		73.2	76.4	67.0				
07/09/10	20:00	Fine	72.4	74.5	69.0	73.3	60.1	73	70
	20:06		73.5	76.5	68.8				
	20:17		74.1	76.3	69.0				
14/09/10	19:15	Fine	72.3	74.9	68.2	73.1	-	73	70
	19:20		73.2	75.8	69.1				
	19:25		73.8	76.5	69.8				
23/09/10	10:00	Fine	68.5	71.2	62.8	69.0	-	69	70
	10:08		67.3	70.5	62.5				
	10:14		71.2	72.0	63.5				



Graphic Presentation of Noise Monitoring Result
Day Time (0700 - 1900hrs on normal weekdays)





Graphic Presentation of Noise Monitoring Result

Restricted Time (1900 - 2300 hrs on normal weekdays and 0700-2300 on holiday)

